

Arbor Engineered Hardwood by mosaic



INFO &
SAMPLES



v.12-24

mosaic 
Products. Design. Solutions.

Create Statement-Worthy Style with Artistically Crafted Brushed Hardwood

The organic beauty of authentic hardwood is heightened using the artistic technique of wire brushing. This is what makes Arbor Engineered Hardwood by Mosaic so unique. With our extensive portfolio of colors and a distinctive timeworn look, Arbor Engineered Hardwood makes it easy to bring statement-worthy style to every room in your home. Incredibly durable, Arbor Engineered Hardwood is designed to resist scratches and dents and will create a warm and welcoming space that you'll love coming home to day after day.

Create Your Ideal Sanctuary with a Design Forward Color Palette: Light Tonal Tints, Deep Traditional Stains, and Everything In Between

- A diverse assortment of colors ranging from fresh, light tints to deep, rich stains
- Character-rich wire-brushed surface texture
- A variety of widths including popular 7-1/2" and luxurious 9" width planks
- Matte, low gloss finish for outstanding scratch resistance

White Oak Flooring Featuring Wire-Brushed Texture

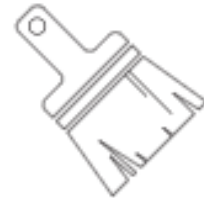


White oak flooring is one of a homeowner's favorites. But why not kick it up a notch with a wire-brushed texture? Wire brushing exposes the wood's grain. So, it draws more attention to oak's knots and grain patterns. The textured finish also hides imperfections from everyday wear and tear on your floors.

** Due to the nature of the finish, wire brushed floors are not designed to be sanded or refinished.*

Add Authenticity to Your Wood Floors

Wire brushing adds character dimension to your white oak floors, creating an authentic, rustic feel. At the same time, its uneven surface changes the floor's appearance depending on the lighting to make your flooring look different during different parts of the day. So, it's little wonder wire-brushed wood floors are on-trend. They fit any interior design, from rustic to contemporary.



Union Street Chamois

Contents


Union Street	4
Avenue	8
Vinewood	12
Evermore.....	14
Trim Options.....	18
Stair Treads, Risers, and Vents	19
Engineered Hardwood Construction	20
Underlayment and Adhesives	20
Face Veneer Options	20
Installation	21
Care & Maintenance	22
Certification	24
Warranty.....	24




For items noted with QuickSHIP logo, overnight shipment may be available for pick up the next day!
 Jobsite delivery is available for an additional charge.

For your convenience, this product is stocked in our Central Service Center (Orders placed before 12pm are available within 1 business day for MD, VA, and Raleigh NC locations. Greensboro NC ships within 48 hours.)





Chamois
AHUNICHA7RL
Coordinating LVP Mott Crema



Buff
AHUNIBUF7RL
Coordinating LVP Shore Montauk



Empire Sun
AHUNIEMP7RL
Coordinating LVP Shore Hatteras



Canvas
AHUNICAN7RL
Coordinating LVP Heritage Honey



Empire Sun



Buff



Canvas

Very High Shade Variation – Each carton contains planks with varied coloration, enhancing the character and beauty of the final installation. Be sure to reference multiple samples when selecting for your space.

Plank Dimensions	7.5" x 75" Random Length x 1/2" Thick
Retail Price	\$6.50/sf QuickSHIP
Packaging	31.29 sf/ctn
Face Veneer	2.0mm Sliced Veneer
Wood Species	White Oak
Edge	Micro-Beveled Edges and Ends
Finish	Matte, Low Gloss Finish With Nano Aluminum Oxide For Outstanding Scratch Resistance
Surface Texture	Wire Brushed
Installation	Float, Glue, Staple; Below / On / Above Ground Level
Warranty	50-Year Limited Residential; 10-Year Limited Light Commercial




For your convenience, these products are stocked in our Central Service Center.
(Orders placed before noon are available within 1 business day.)

NOTE: Due to printing limitations, the images shown are only a representation of coloration. Please view actual wood flooring material itself to verify all selections.



Calico
AHUNICAL7RL
Coordinating LVP Daroca Beige



Warm Stone
AHUNIWAR7RL
Coordinating LVP Heritage Chestnut



Jute
AHUNIJUT7RL
Coordinating LVP Mott Wenge



For your convenience, these products are stocked in our Central Service Center.
(Orders placed before noon are available within 1 business day.)

NOTE: Due to printing limitations, the images shown are only a representation of coloration. Please view actual wood flooring material itself to verify all selections.



Calico



Jute

Very High Shade Variation – Each carton contains planks with varied coloration, enhancing the character and beauty of the final installation. Be sure to reference multiple samples when selecting for your space.

Plank Dimensions	7.5" x 75" Random Length x 1/2" Thick
Retail Price	\$6.50/sf QuickSHIP
Package	31.29 sf/ctn
Face Veneer	2.0mm Sliced Veneer
Wood Species	White Oak
Edge	Micro-Beveled Edges and Ends
Finish	Matte, Low Gloss Finish With Nano Aluminum Oxide For Outstanding Scratch Resistance
Surface Texture	Wire Brushed
Installation	Float, Glue, Staple; Below / On / Above Ground Level
Warranty	50-Year Limited Residential; 10-Year Limited Light Commercial

AVENUE



Java
AHAVEJAV7RL



Bittersweet
AHAVEBIT7RL
Coordinating LVP Foster Teak



Brownstone
AHAVEBRO7RL
Coordinating LVP Valley Oak



Pier
AHAVEPIE7RL
Coordinating LVP Valley Oak



Brownstone



Java



Pier

Very High Shade Variation – Each carton contains planks with varied coloration, enhancing the character and beauty of the final installation. Be sure to reference multiple samples when selecting for your space.

NOTE: Due to printing limitations, the images shown are only a representation of coloration. Please view actual wood flooring material itself to verify all selections.

Plank Dimensions	7.5" x 75" Random Length x 1/2" Thick
Retail Price	\$7.49/sf Special Order
Packaging	31.29 sf/ctn
Face Veneer	2.0mm Sliced Veneer
Wood Species	White Oak
Edge	Micro-Beveled Edges and Ends
Finish	Matte, Low Gloss Finish With Nano Aluminum Oxide For Outstanding Scratch Resistance
Surface Texture	Wire Brushed
Installation	Float, Glue, Staple; Below / On / Above Ground Level
Warranty	50-Year Limited Residential; 10-Year Limited Light Commercial

AVENUE



Willow
AHAVEWIL7RL



Tiki Hut
AHAVETIK7RL
Coordinating LVP Shore Hatteras



Camel
AHAVECAM7RL



Fiji
AHAVEFIJ7RL
Coordinating LVP Shore Montauk



Camel



Fiji

Very High Shade Variation – Each carton contains planks with varied coloration, enhancing the character and beauty of the final installation. Be sure to reference multiple samples when selecting for your space.

NOTE: Due to printing limitations, the images shown are only a representation of coloration. Please view actual wood flooring material itself to verify all selections.

Plank Dimensions	7.5" x 75" Random Length x 1/2" Thick
Retail Price	\$7.49/sf Special Order
Packaging	32.65 31.29 sf/ctn
Face Veneer	2.0mm Sliced Veneer
Wood Species	White Oak
Edge	Micro-Beveled Edges and Ends
Finish	Matte, Low Gloss Finish With Nano Aluminum Oxide For Outstanding Scratch Resistance
Surface Texture	Wire Brushed
Installation	Float, Glue, Staple; Below / On / Above Ground Level
Warranty	50-Year Limited Residential; 10-Year Limited Light Commercial

VINEWOOD



Bark
AHVINBAR9RL



Linen
AHVINLIN9RL



Tatami
AHVINTAT9RL
Coordinating LVP Heritage Honey



Tatami



Tawny
AHVINTAW9RL



Cinnamon
AHVINCIN9RL
Coordinating LVP Mott Wenge



Cinnamon

Very High Shade Variation – Each carton contains planks with varied coloration, enhancing the character and beauty of the final installation. Be sure to reference multiple samples when selecting for your space.

NOTE: Due to printing limitations, the images shown are only a representation of coloration. Please view actual wood flooring material itself to verify all selections.

Plank Dimensions	9" x 86" Random Length x 9/16" Thick
Retail Price	\$10.49/sf Special Order
Packaging	32.65 sf/ctn
Face Veneer	3.0mm Sawn Veneer
Wood Species	White Oak
Edge	Micro-Beveled Edges and Ends
Finish	Matte, Low Gloss Finish With Nano Aluminum Oxide For Outstanding Scratch Resistance
Surface Texture	Wire Brushed
Installation	Float, Glue, Staple; Below / On / Above Ground Level
Warranty	50-Year Limited Residential; 10-Year Limited Light Commercial

EVERMORE



Artifact 7.5"
AHEVEART7RL



Thicket 9"
AHEVETHI9RL



Artifact



Penny



Relic 9"
AHEVEREL9RL



Penny 9"
AHEVEPEN9RL

Plank Dimensions	7.5" x 76" Random Length x 5/8" Thick
Retail Price	\$10.99/sf Special Order
Packaging	23.48 sf/ctn
Face Veneer	4.0mm Sawn Veneer
Wood Species	White Oak
Edge	Micro-Beveled Edges and Ends
Finish	Matte, Low Gloss Finish With Nano Aluminum Oxide For Outstanding Scratch Resistance
Surface Texture	Wire Brushed
Installation	Float, Glue, Staple; Below / On / Above Ground Level
Warranty	50-Year Limited Residential; 10-Year Limited Light Commercial

Plank Dimensions	9" x 87" Random Length x 5/8" Thick
Retail Price	\$10.99/sf Special Order
Packaging	32.65 sf/ctn
Face Veneer	4.0mm Sawn Veneer
Wood Species	White Oak
Edge	Micro-Beveled Edges and Ends
Finish	Matte, Low Gloss Finish With Nano Aluminum Oxide For Outstanding Scratch Resistance
Surface Texture	Wire Brushed
Installation	Float, Glue, Staple; Below / On / Above Ground Level
Warranty	50-Year Limited Residential; 10-Year Limited Light Commercial

Very High Shade Variation – Each carton contains planks with varied coloration, enhancing the character and beauty of the final installation. Be sure to reference multiple samples when selecting for your space.

NOTE: Due to printing limitations, the images shown are only a representation of coloration. Please view actual wood flooring material itself to verify all selections.

EVERMORE



Hopsack 7.5"
AHEVEHOP7RL



Merit 7.5"
AHEVEMER7RL



Hopsack 9"
AHEVEHOP9RL



Merit 9"
AHEVEMER9RL



Hopsack



Merit

Plank Dimensions	7.5" x 76" Random Length x 5/8" Thick
Retail Price	\$10.99/sf Special Order
Packaging	23.48 sf/ctn
Face Veneer	4.0mm Sawn Veneer
Wood Species	White Oak
Edge	Micro-Beveled Edges and Ends
Finish	Matte, Low Gloss Finish With Nano Aluminum Oxide For Outstanding Scratch Resistance
Surface Texture	Wire Brushed
Installation	Float, Glue, Staple; Below / On / Above Ground Level
Warranty	50-Year Limited Residential; 10-Year Limited Light Commercial

Plank Dimensions	9" x 87" Random Length x 5/8" Thick
Retail Price	\$10.99/sf Special Order
Packaging	32.65 sf/ctn
Face Veneer	4.0mm Sawn Veneer
Wood Species	White Oak
Edge	Micro-Beveled Edges and Ends
Finish	Matte, Low Gloss Finish With Nano Aluminum Oxide For Outstanding Scratch Resistance
Surface Texture	Wire Brushed
Installation	Float, Glue, Staple; Below / On / Above Ground Level
Warranty	50-Year Limited Residential; 10-Year Limited Light Commercial

Very High Shade Variation – Each carton contains planks with varied coloration, enhancing the character and beauty of the final installation. Be sure to reference multiple samples when selecting for your space.

NOTE: Due to printing limitations, the images shown are only a representation of coloration. Please view actual wood flooring material itself to verify all selections.

TRIM OPTIONS

Color Coordinated Moldings

- All styles are 78" long.
- Available in all wood finishes.
- QuickSHIP: Union Street collection Flush Stair Nose, Threshold, and T-Molding only. All other items are Special Order with approximately 4 week lead time.
- All trim should be predrilled for nail holes to prevent splitting. Trim may be held in place using adhesive and nails or screws.



Flush Stair Nose - 2.75" W x 78" L

A full bullnosed shaped molding undercut for use as a stair landings trim, elevated floor perimeters, and stair steps. Fasten down firmly with adhesive and nails or screws.

QuickSHIP: Union Street Series



Threshold Molding - 2" W x 78" L

A beveled shaped molding undercut for use against carpet, ceramic tile, existing thresholds, sliding door tracks, or fireplaces that allows for expansion space as well as provide a smooth transition in height difference. Fasten to the subfloor with adhesive and/or nails through the heel.

QuickSHIP: Union Street Series



Flush Reducer Strip - 2.25" W x 78" L

A sloped shaped molding that may be used around fireplaces, doorways, as a room divider, or as a transition between hardwood flooring and adjacent thinner floor coverings. Fasten down with adhesive or small nails.



T-Molding - 2" W x 78" L

A sloped shaped molding used as a transition piece from one rigid flooring to another of similar height or to gain expansion spaces. Fasten at the bottom in the center of the molding. Additional rigid support may need to be added to the heel of the molding depending on the thickness of the goods covered. This molding should NOT be used as a transition to carpet.

QuickSHIP: Union Street Series



Quarter Round Molding - .75" W x 78" L

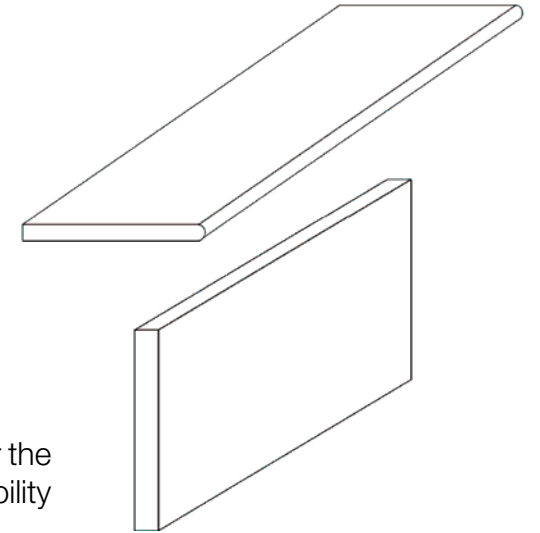
A rounded shaped molding used to cover expansion space next to baseboards, case goods, and stair steps. Predrill and nail molding to the vertical surface, as it should not be adhered to the floor.

STAIR TREADS, RISERS, AND VENTS

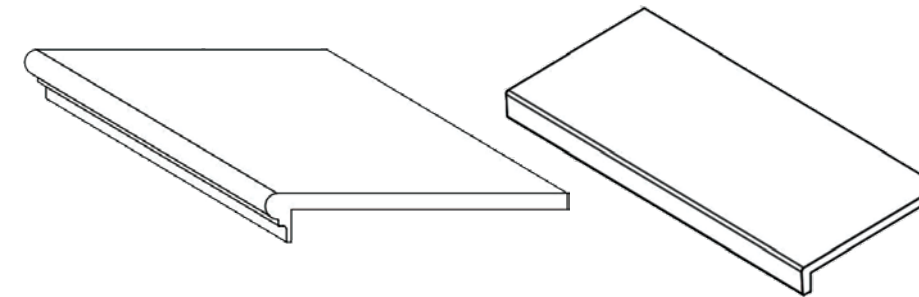
Pennwood Stair Treads and Risers - 36" or 48" Lengths

- Available in any Arbor Engineered Hardwood collection finish color
- Designed to prevent the tread nosing from breaking away from the tread
- Solid hardwood construction
- Edge glued
- Kiln dried
- Left or right hand return treads also available
- Double return treads also available
- Extra long cove is integrated under the nose to discreetly cover the joint between the old tread and riser. Also provides great flexibility in covering imperfections
- Risers available in stained or primed white finishes

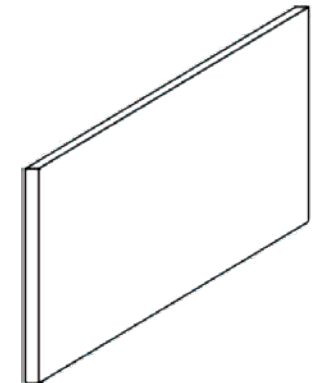
Solid Stair Tread and Riser



Retrocraft Stair Tread & Riser



RetroFit Stair Tread & Riser



Hardwood Vents - 4" x 10" or 4" x 12"

Vents are identified by the duct length and duct width. Use these measurements when ordering.

Flush mount vents are a .5" thick tongue and groove design and must be placed at the time the flooring is installed. For the Vinewood and Evermore series, flush mount vents require shimming to match the height of the flooring.

Flush with Floor



Drop-In



ENGINEERED HARDWOOD CONSTRUCTION

Union Street, Avenue, Vinewood, and Evermore

Arbor Engineered Hardwood is 100% real wood, constructed in layers for additional stability.

1. **Top (or face) layer** is 2mm to 4mm thick and features the hardwood veneer and a protective finish
2. **Middle (core) layer** is multiple crisscrossed layers of plywood bonded together. With more layers, more glue is used, resulting in more moisture resistance
3. **Bottom (back) layer** is made of wood



UNDERLAYMENT AND ADHESIVES

Silicone Moisture Barricade 31.5" x 76.25" (200 sf) roll:

- Limited Lifetime Warranty
- 100% Recycled contents and a baked silicone coating
- Reduces vapor flow without trapping moisture
- Provides the NWFA required moisture barrier for staple and nail down installation



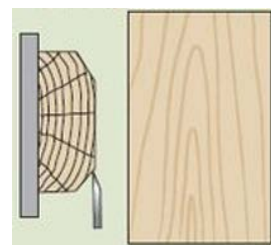
TEC Wood Secure Premium Wood Adhesive 4 gallon pail:

- Limited Warranty
- Ultra-low moisture vapor permeability for unlimited subfloor moisture control
- Ultra-versatility- Bonds acoustic underlayments up to 5mm
- Installer friendly, easy to trowel and clean up, even after the adhesive is dried and completely cured



FACE VENEER OPTIONS

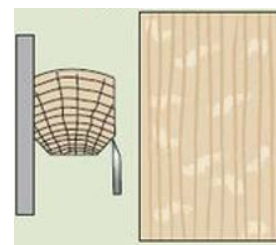
The way the veneer is sliced from the log determines the surface pattern look that is used for the top layer of an engineered plank. Each creates a different look.



Union Street and Avenue

Sliced Face Veneer

Slicing the log parallel to the center creates a grain pattern that resembles a flame or the tower of a cathedral.



Vinewood and Evermore

Sawn Face Veneer

Cuts are perpendicular to the tree's annual growth rings, creating a straighter grain pattern on the surface.

INSTALLATION

Union Street, Avenue, Vinewood, and Evermore

Installation Instructions

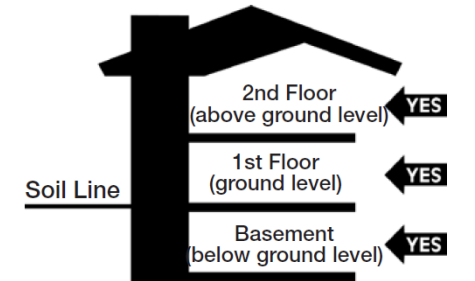


IMPORTANT: Detailed Installation Instructions are available online.

Please read all the instructions before you begin the installation. Improper installation will void the warranty. When properly installed and cared for, your new flooring will be easy to maintain and will look great for many years.

Where it Works

Engineered hardwood's structure means planks are less likely to expand and shift from environmental changes, so they're a good choice for basements and other challenging installations, like over concrete or radiant heat.



Installation Options

Choose between staple, glue-down or floating floor installation — and install engineered hardwood over a variety of subfloors and radiant heating systems.

Floating Floor

- With this type of installation, there's no need to use staples, nails or glue to affix the hardwood floor to the subfloor. Instead, you adhere the boards to each other and the whole thing "floats" over a special foam underlayment.
- Underlayment reduces moisture migration from the subfloor beneath, makes floors quieter underfoot, and smooths minor subfloor irregularities.

Glue Down

- Using a glue-down method, you can install engineered hardwood flooring directly over most subfloors, including concrete.
- The specific product instructions will dictate what type of trowel and adhesive should be used.

Nail or Staple Down

- With this method, solid hardwood planks are attached to the subfloor with fasteners like nails, staples or cleats, which are not visible after installation.
- This method is often used with plywood over concrete.

CARE & MAINTENANCE

Union Street, Avenue, Vinewood, and Evermore

After installation, be sure to sweep up all trash and remove debris. If the floor was glued down, remove any residual Adhesive. Keep the floor covered with heavy paper or cardboard if there is to be additional construction work in the space. Do not cover with plastic. Do not leave painters or other tapes on the floor for more than 24 hours as it may damage the finish. Keep leftover material and store it in a climate-controlled space for future needs.

Care & Maintenance Guidelines

1. DO NOT CLEAN WITH WATER OR STEAM. This may permanently damage the floor and may void the warranty on your hardwood floor.
2. Area rugs are recommended in front of kitchen sinks, at all pivot points and within high-traffic areas. Don't use rugs with solid rubber or vinyl backings. The rugs must be made of a breathable material to prevent moisture entrapment.
3. Use interior and exterior doormats at all entrances to collect dirt and moisture and prevent it from being tracked onto the floor.
4. Protect your floor from direct sunlight. Use curtains and UV resistant film on large glass doors and windows. Move area rugs occasionally as they block sunlight and may give the appearance of discoloring under the rug.
5. Keep animal nails trimmed to minimize finish scratches.
6. DON'T wear shoes with spiked heels or heel taps on your hardwood floor. Remove shoes at the door to avoid potentially dragging in sharp objects in your shoes treads.
7. Do not roll or slide heavy objects directly upon the floor. When moving appliances or heavy furniture, lay a plywood panel on your floor and gently "walk" the item across it. Carpet or cardboard is not adequate to prevent surface compression scratches.
8. Use floor protectors or protective caster/caster cups on the legs of furniture to prevent damage to the flooring. Make certain to keep them clean and well maintained.
9. Certain types of casters on furniture may damage hardwood flooring. Barrel- type caster wheels or wide, flat glides are best for protecting your hardwood floor. If your furniture does not have the right type of caster, we recommend that you change them. Replace hard, narrow furniture rollers with wide rubber rollers.
10. Keep the relative humidity in your home between 30% and 50%.

Humidity's Impact on Your Floor

Seasons: Heating and Non-heating

To protect your investment and ensure that your floor provides lasting satisfaction, the following precautions should be taken to help control humidity levels in and around your floor. For best results, keep the relative humidity in your home between 30% and 50%.

- **Heating Season (Dry):** A humidifier is recommended to prevent excessive shrinkage in hardwood floors due to low humidity levels. Wood stoves and electric heat tend to create very dry conditions.
- **Non-Heating Season (Humid, Wet):** Proper humidity levels can be maintained by use of an air conditioner, dehumidifier, or by turning on your heating system periodically during the summer months. Avoid excessive exposure to water from tracking during periods of inclement weather. Do not obstruct in any way the expansion joint around the perimeter of your floor.

CARE & MAINTENANCE

Union Street, Avenue, Vinewood, and Evermore

Routine Care & Maintenance

1. Never use any of the following products (or products similar in nature) on your floor: ammonia-based cleaners, acrylic finishes, wax-based products, detergents, bleach, polishes, oil soap, abrasive cleaning soaps, or acidic materials such as vinegar. Many of these products can pit or etch the finish of your flooring or prevent the proper use of recommended maintenance materials.
2. Vacuum, sweep or dust mop your floor once a week, or more if needed. The vacuum head must be brush or felt, and a wand attachment is preferable. Do not use vacuums with beater bars or hard heads. A mop with soft cover is also highly recommended to eliminate finer particles of grit and dirt that can act like sandpaper on hardwood floors.
3. Spills and tracked-in dirt should be wiped up immediately. For spot cleaning, apply an appropriate Engineered Hardwood no-rinse formula Floor Cleaner onto a clean cloth and wipe onto the spot. Never apply wax treatments to your urethane-coated floor.
4. Regularly clean the floor with an appropriate floor cleaner, such as Bona Hardwood Floor Cleaning products. Always use a recommended swivel-head mop with cloth clover. Spray the floor cleaner directly onto the floor for the mop cover.



DO NOT allow excess cleaner to remain on the floors surface. Excess liquid may damage the fiber of the wood core.

Quick Fix Tips

Spills and Tracked-in Dirt

- Clean immediately.
- Apply Cleaner lightly to the surface and wipe with a sponge mop or a soft cloth.
- Excess cleaner that does not evaporate immediately should be dried with a clean towel. No rinsing is necessary.

Spots Caused by Food/Water/Animals

- Apply Cleaner to a clean soft cloth and wipe the area to remove the stain or spot.
- More stubborn spots may require additional cleaning with odorless mineral spirits, followed by cleaning with Cleaner.

Grease/Lipstick/Crayon/Ink Spots/Rubber Heel Marks

- Apply Cleaner to a clean soft cloth and wipe the area to remove the stain or spot.
- If stain remains, wipe with a cloth dampened with odorless mineral spirits and follow by cleaning the area with Cleaner.

Chewing Gum/Candle Wax

- Apply a sealed plastic bag filled with ice on top of the deposit.
- Wait until deposit becomes brittle enough to crumble off.
- After deposit has been removed, clean entire area with Cleaner.

Minor Abrasions/Scratches

- Use a wood touch-up kit, that blends with your factory stained floor color to make minor repairs.

Deep Scratches/Gouges

- Individual planks or strips that are heavily gouged or damaged may be repaired with wood touch-up kit. Major damage will require board replacement.

WARRANTY

Union Street, Avenue, Vinewood, and Evermore

50-Year Limited Lifetime Warranty on Residential Installations
Limited 10-Year Warranty on Commercial Installations

CERTIFICATION

Union Street, Avenue, Vinewood, and Evermore



Scientific Certification Systems (SCS Global) is a neutral third party leader in quality certification for environmental safety standards. FloorScore is specific to the hard surface flooring industry and meets CARB requirements for indoor air quality as well as green building standards including LEED.



Arbor Engineered Hardwood flooring is **CARB2 Compliant** and **TSCA VI Compliant**. What does this mean to you? That the California Air Resources Board has ensure these products meet strict environmental standards that have been certified by an EPA-recognized independent third-party companies for low VOCs. This protects you from airborne toxic contaminates such as formaldehyde emissions. This allows Mosaic to proudly offer you products that are safe for you and your family.



Alexandria, VA | Chantilly, VA | Fairfax, VA | Richmond, VA | Virginia Beach, VA
North Bethesda, MD* | Owings Mills, MD* | Greensboro, NC | Raleigh, NC

www.mosaictileco.com



Noted (*) locations are 100% wind powered! All locations support renewable power sources.

